

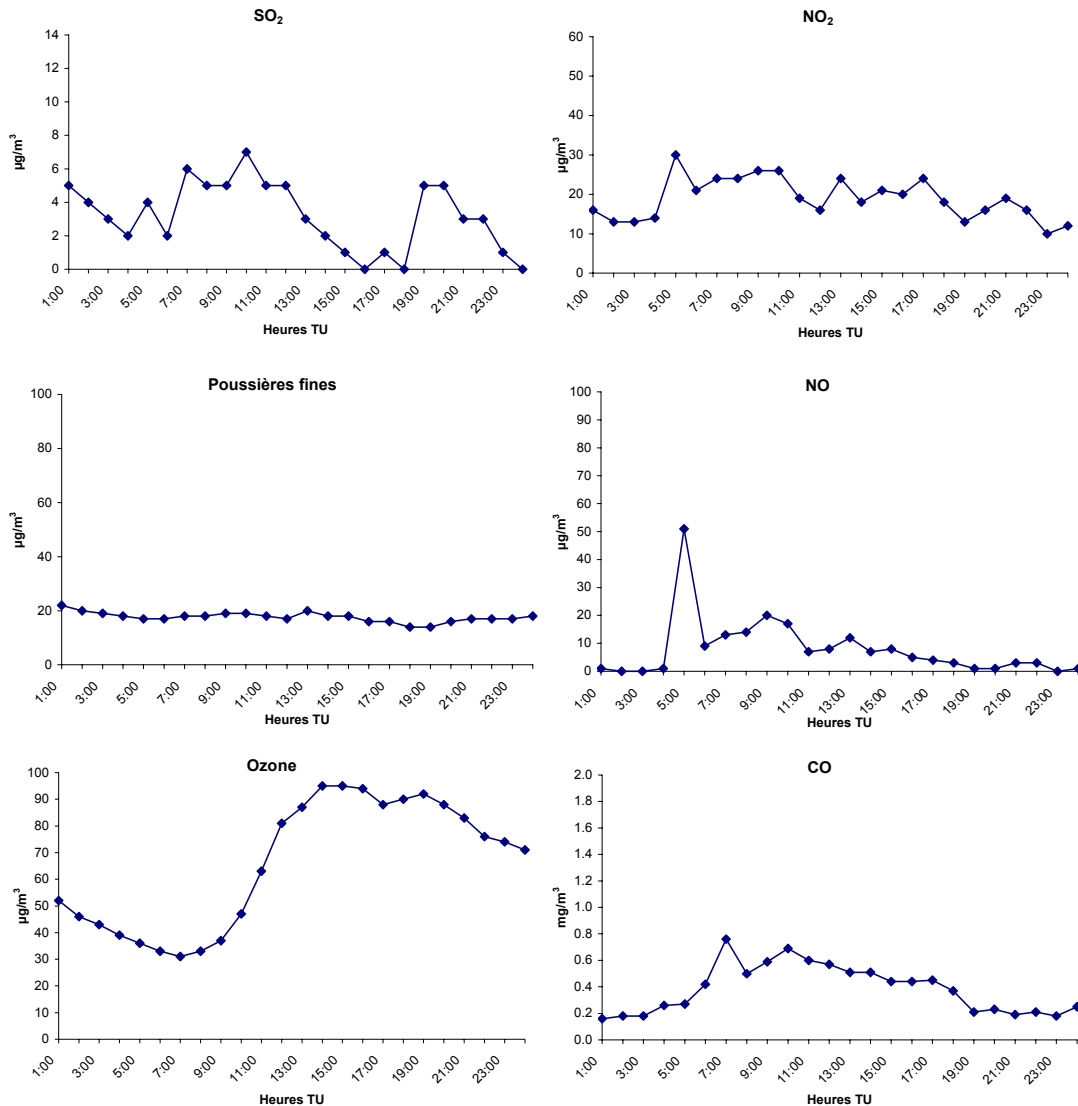
ANNEXE

Données journalières du camion du 21/09/02 au 06/10/02

Samedi 21 septembre

$\mu\text{g}/\text{m}^3$	O ₃	SO ₂	NO ₂	NO	CO*	PS
1:00	52	5	16	1	0.16	22
2:00	46	4	13	0	0.18	20
3:00	43	3	13	0	0.18	19
4:00	39	2	14	1	0.26	18
5:00	36	4	30	51	0.27	17
6:00	33	2	21	9	0.42	17
7:00	31	6	24	13	0.76	18
8:00	33	5	24	14	0.5	18
9:00	37	5	26	20	0.59	19
10:00	47	7	26	17	0.69	19
11:00	63	5	19	7	0.6	18
12:00	81	5	16	8	0.57	17
13:00	87	3	24	12	0.51	20
14:00	95	2	18	7	0.51	18
15:00	95	1	21	8	0.44	18
16:00	94	0	20	5	0.44	16
17:00	88	1	24	4	0.45	16
18:00	90	0	18	3	0.37	14
19:00	92	5	13	1	0.21	14
20:00	88	5	16	1	0.23	16
21:00	83	3	19	3	0.19	17
22:00	76	3	16	3	0.21	17
23:00	74	1	10	0	0.18	17
24:00	71	0	12	1	0.25	18

*CO en mg/m³

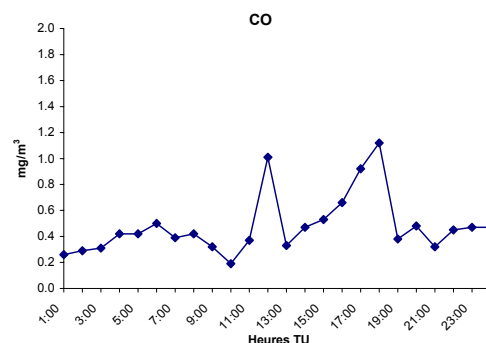
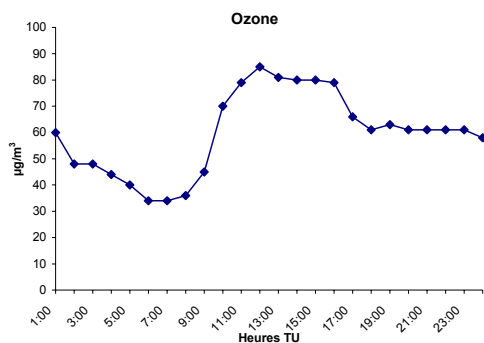
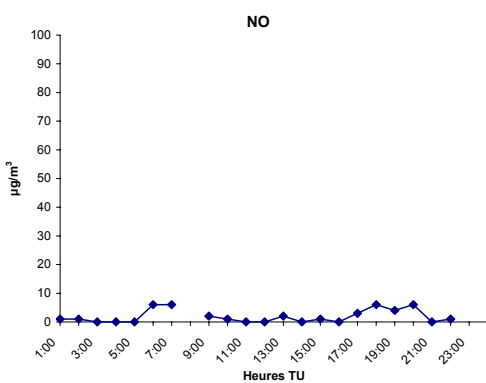
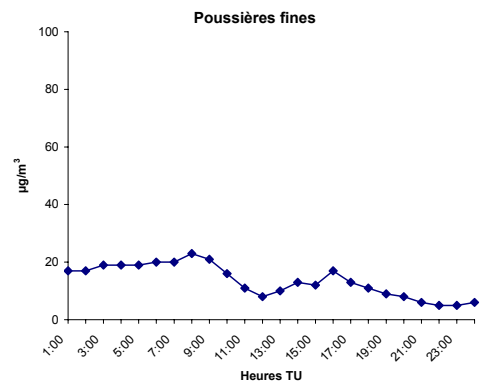
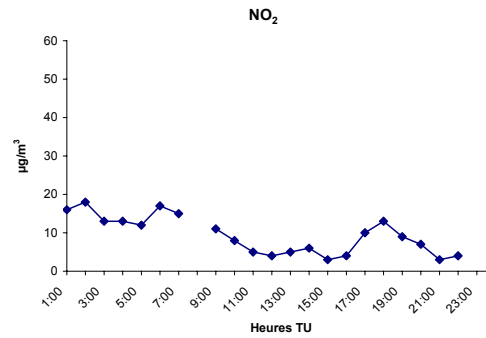
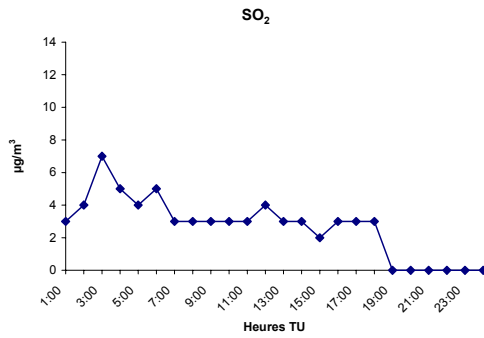


Mesure de la qualité de l'air à Langres et journée « En ville sans ma voiture »

Dimanche 22 septembre

$\mu\text{g}/\text{m}^3$	O ₃	SO ₂	NO ₂	NO	CO*	PS
1:00	60	3	16	1	0.26	17
2:00	48	4	18	1	0.29	17
3:00	48	7	13	0	0.31	19
4:00	44	5	13	0	0.42	19
5:00	40	4	12	0	0.42	19
6:00	34	5	17	6	0.5	20
7:00	34	3	15	6	0.39	20
8:00	36	3			0.42	23
9:00	45	3	11	2	0.32	21
10:00	70	3	8	1	0.19	16
11:00	79	3	5	0	0.37	11
12:00	85	4	4	0	1.01	8
13:00	81	3	5	2	0.33	10
14:00	80	3	6	0	0.47	13
15:00	80	2	3	1	0.53	12
16:00	79	3	4	0	0.66	17
17:00	66	3	10	3	0.92	13
18:00	61	3	13	6	1.12	11
19:00	63	0	9	4	0.38	9
20:00	61	0	7	6	0.48	8
21:00	61	0	3	0	0.32	6
22:00	61	0	4	1	0.45	5
23:00	61	0			0.47	5
24:00	58	0			0.47	6

*CO en mg/m³

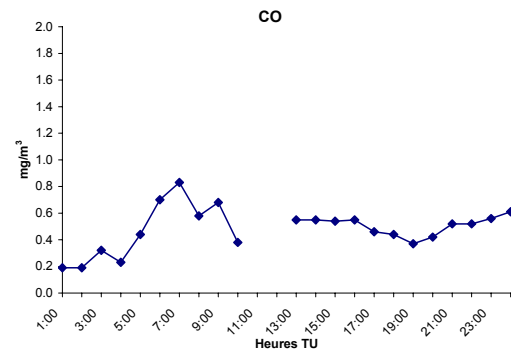
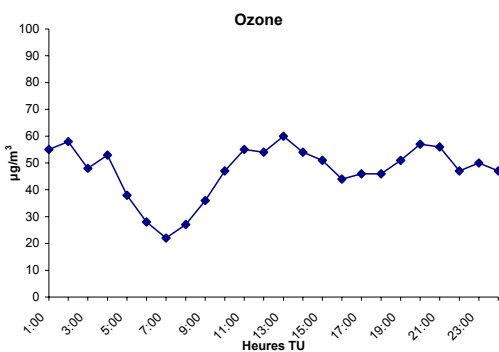
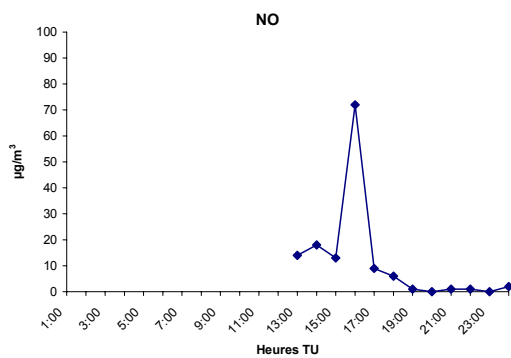
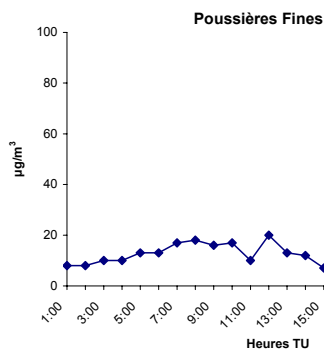
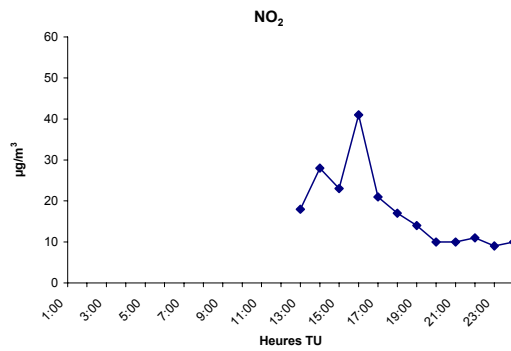
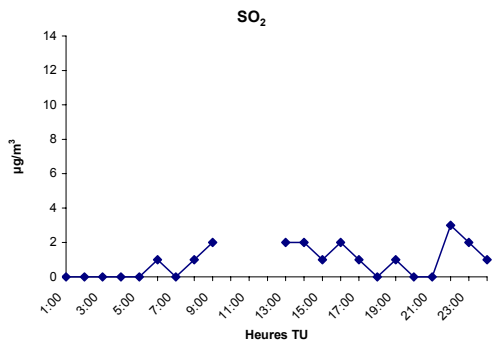


Mesure de la qualité de l'air à Langres et journée « En ville sans ma voiture »

Lundi 23 septembre

$\mu\text{g}/\text{m}^3$	O ₃	SO ₂	NO ₂	NO	CO*	PS
1:00	55	0			0.19	8
2:00	58	0			0.19	8
3:00	48	0			0.32	10
4:00	53	0			0.23	10
5:00	38	0			0.44	13
6:00	28	1			0.7	13
7:00	22	0			0.83	17
8:00	27	1			0.58	18
9:00	36	2			0.68	16
10:00	47				0.38	17
11:00	55					10
12:00	54					20
13:00	60	2	18	14	0.55	13
14:00	54	2	28	18	0.55	12
15:00	51	1	23	13	0.54	7
16:00	44	2	41	72	0.55	10
17:00	46	1	21	9	0.46	9
18:00	46	0	17	6	0.44	10
19:00	51	1	14	1	0.37	8
20:00	57	0	10	0	0.42	7
21:00	56	0	10	1	0.52	8
22:00	47	3	11	1	0.52	9
23:00	50	2	9	0	0.56	9
24:00	47	1	10	2	0.61	10

*CO en mg/m³

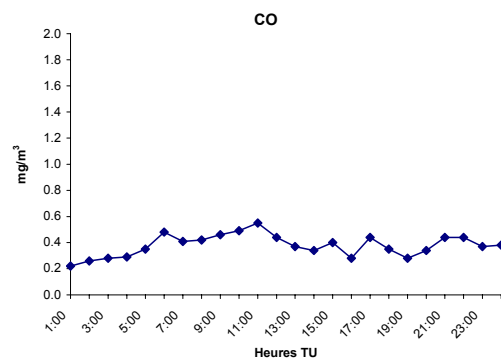
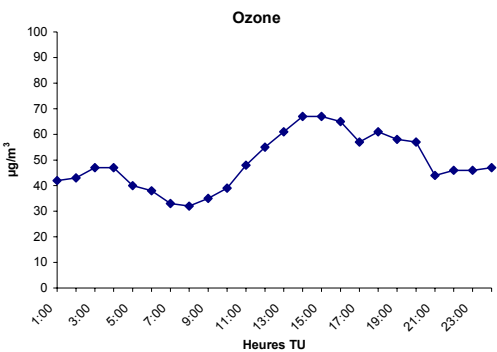
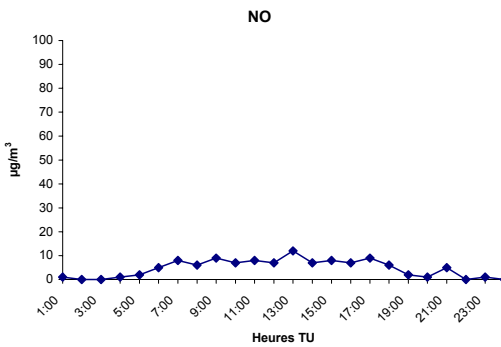
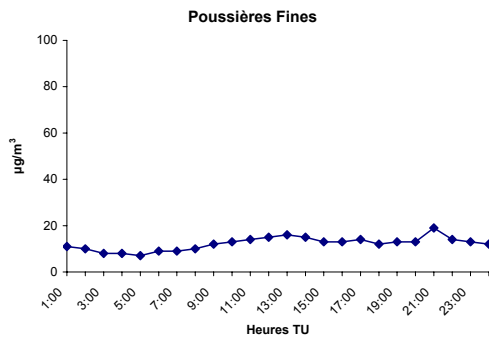
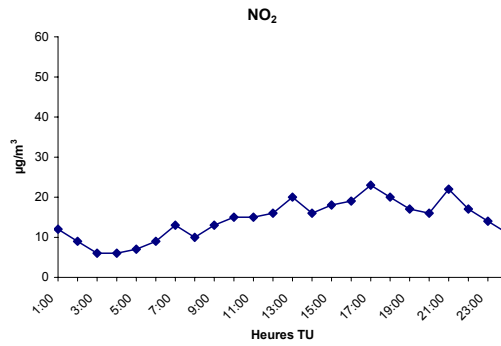
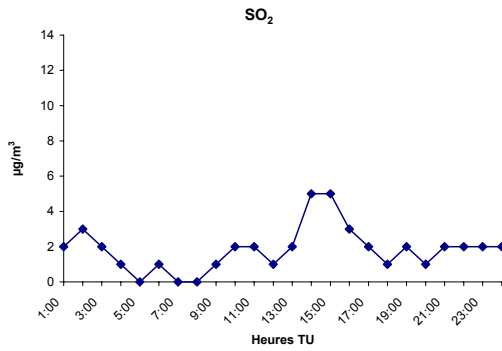


Mesure de la qualité de l'air à Langres et journée « En ville sans ma voiture »

Mardi 24 septembre

$\mu\text{g}/\text{m}^3$	O ₃	SO ₂	NO ₂	NO	CO*	PS
1:00	42	2	12	1	0.22	11
2:00	43	3	9	0	0.26	10
3:00	47	2	6	0	0.28	8
4:00	47	1	6	1	0.29	8
5:00	40	0	7	2	0.35	7
6:00	38	1	9	5	0.48	9
7:00	33	0	13	8	0.41	9
8:00	32	0	10	6	0.42	10
9:00	35	1	13	9	0.46	12
10:00	39	2	15	7	0.49	13
11:00	48	2	15	8	0.55	14
12:00	55	1	16	7	0.44	15
13:00	61	2	20	12	0.37	16
14:00	67	5	16	7	0.34	15
15:00	67	5	18	8	0.4	13
16:00	65	3	19	7	0.28	13
17:00	57	2	23	9	0.44	14
18:00	61	1	20	6	0.35	12
19:00	58	2	17	2	0.28	13
20:00	57	1	16	1	0.34	13
21:00	44	2	22	5	0.44	19
22:00	46	2	17	0	0.44	14
23:00	46	2	14	1	0.37	13
24:00	47	2	11	0	0.38	12

*CO en mg/m³

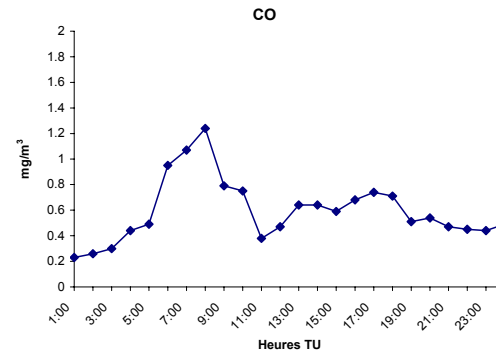
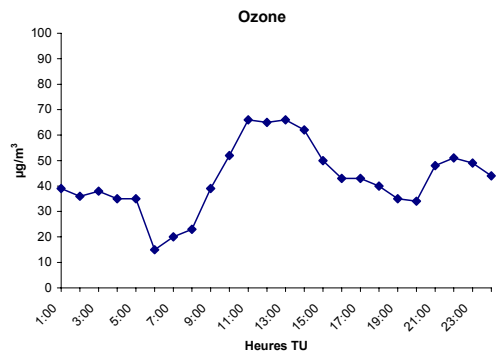
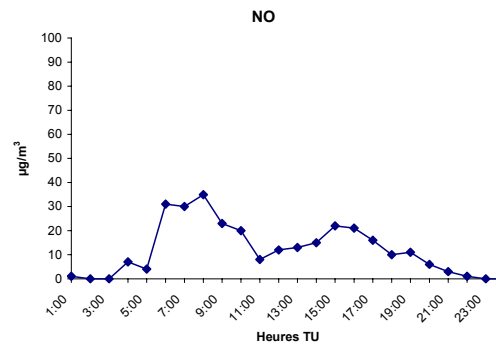
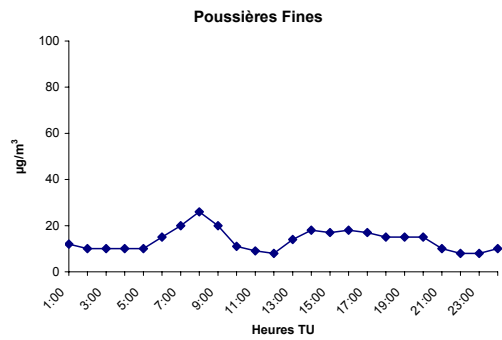
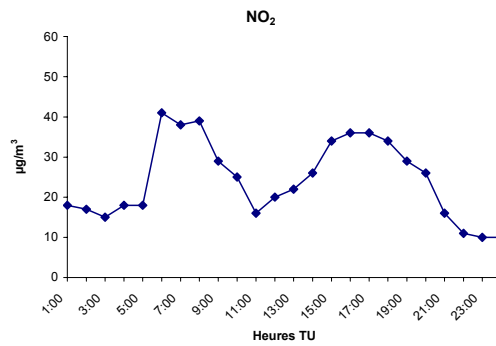
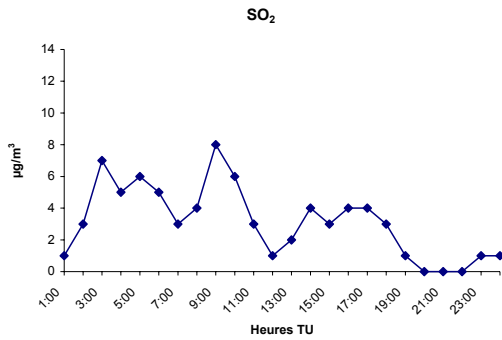


Mesure de la qualité de l'air à Langres et journée « En ville sans ma voiture »

Mercredi 25 septembre

$\mu\text{g}/\text{m}^3$	O ₃	SO ₂	NO ₂	NO	CO*	PS
1:00	39	1	18	1	0.23	12
2:00	36	3	17	0	0.26	10
3:00	38	7	15	0	0.3	10
4:00	35	5	18	7	0.44	10
5:00	35	6	18	4	0.49	10
6:00	15	5	41	31	0.95	15
7:00	20	3	38	30	1.07	20
8:00	23	4	39	35	1.24	26
9:00	39	8	29	23	0.79	20
10:00	52	6	25	20	0.75	11
11:00	66	3	16	8	0.38	9
12:00	65	1	20	12	0.47	8
13:00	66	2	22	13	0.64	14
14:00	62	4	26	15	0.64	18
15:00	50	3	34	22	0.59	17
16:00	43	4	36	21	0.68	18
17:00	43	4	36	16	0.74	17
18:00	40	3	34	10	0.71	15
19:00	35	1	29	11	0.51	15
20:00	34	0	26	6	0.54	15
21:00	48	0	16	3	0.47	10
22:00	51	0	11	1	0.45	8
23:00	49	1	10	0	0.44	8
24:00	44	1	10	0	0.49	10

*CO en mg/m³

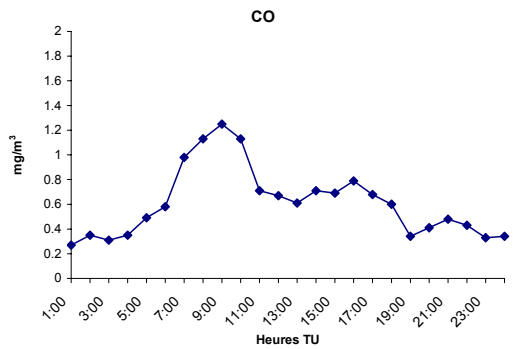
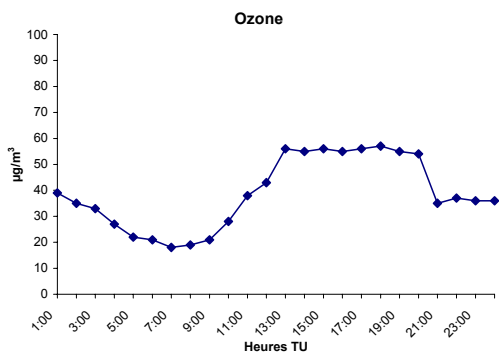
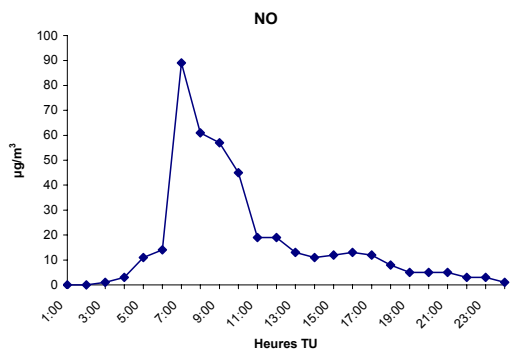
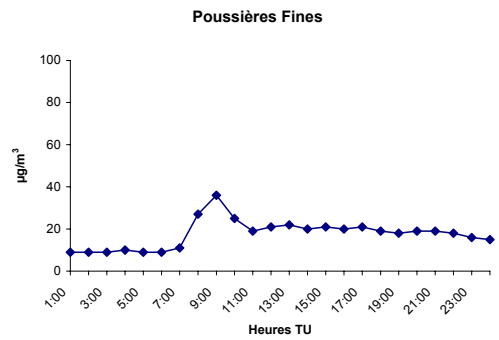
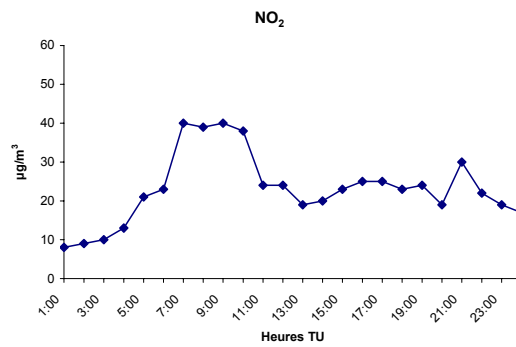
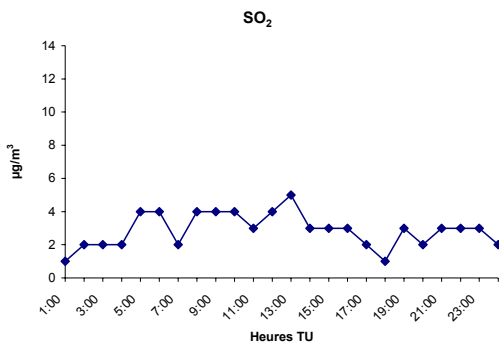


Mesure de la qualité de l'air à Langres et journée « En ville sans ma voiture »

Jeudi 26 septembre

$\mu\text{g}/\text{m}^3$	O ₃	SO ₂	NO ₂	NO	CO*	PS
1:00	39	1	8	0	0.27	9
2:00	35	2	9	0	0.35	9
3:00	33	2	10	1	0.31	9
4:00	27	2	13	3	0.35	10
5:00	22	4	21	11	0.49	9
6:00	21	4	23	14	0.58	9
7:00	18	2	40	89	0.98	11
8:00	19	4	39	61	1.13	27
9:00	21	4	40	57	1.25	36
10:00	28	4	38	45	1.13	25
11:00	38	3	24	19	0.71	19
12:00	43	4	24	19	0.67	21
13:00	56	5	19	13	0.61	22
14:00	55	3	20	11	0.71	20
15:00	56	3	23	12	0.69	21
16:00	55	3	25	13	0.79	20
17:00	56	2	25	12	0.68	21
18:00	57	1	23	8	0.6	19
19:00	55	3	24	5	0.34	18
20:00	54	2	19	5	0.41	19
21:00	35	3	30	5	0.48	19
22:00	37	3	22	3	0.43	18
23:00	36	3	19	3	0.33	16
24:00	36	2	17	1	0.34	15

*CO en mg/m³

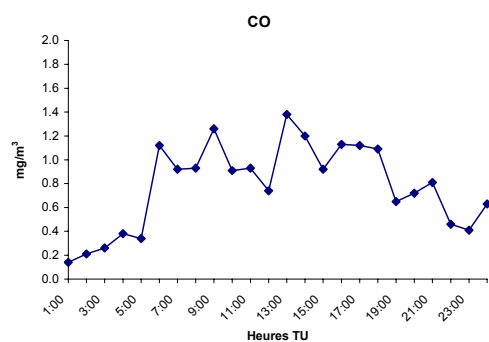
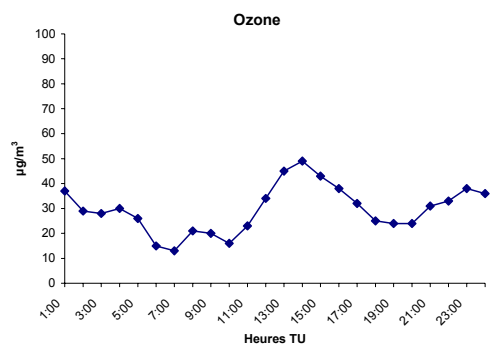
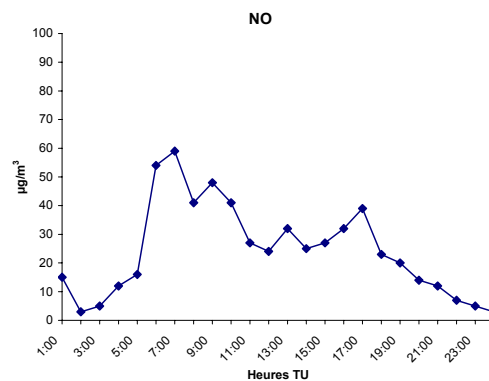
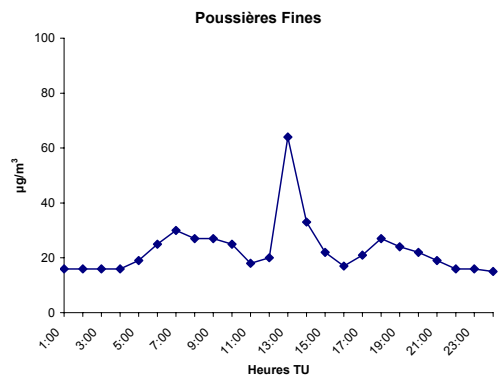
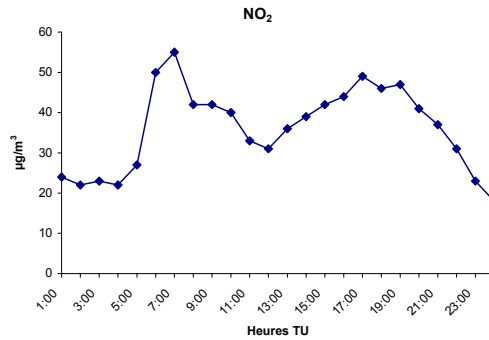
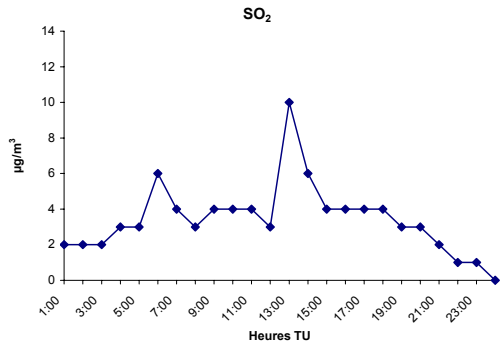


Mesure de la qualité de l'air à Langres et journée « En ville sans ma voiture »

Vendredi 27 septembre

$\mu\text{g}/\text{m}^3$	O ₃	SO ₂	NO ₂	NO	CO*	PS
1:00	37	2	24	15	0.14	16
2:00	29	2	22	3	0.21	16
3:00	28	2	23	5	0.26	16
4:00	30	3	22	12	0.38	16
5:00	26	3	27	16	0.34	19
6:00	15	6	50	54	1.12	25
7:00	13	4	55	59	0.92	30
8:00	21	3	42	41	0.93	27
9:00	20	4	42	48	1.26	27
10:00	16	4	40	41	0.91	25
11:00	23	4	33	27	0.93	18
12:00	34	3	31	24	0.74	20
13:00	45	10	36	32	1.38	64
14:00	49	6	39	25	1.2	33
15:00	43	4	42	27	0.92	22
16:00	38	4	44	32	1.13	17
17:00	32	4	49	39	1.12	21
18:00	25	4	46	23	1.09	27
19:00	24	3	47	20	0.65	24
20:00	24	3	41	14	0.72	22
21:00	31	2	37	12	0.81	19
22:00	33	1	31	7	0.46	16
23:00	38	1	23	5	0.41	16
24:00	36	0	18	3	0.63	15

*CO en mg/m³

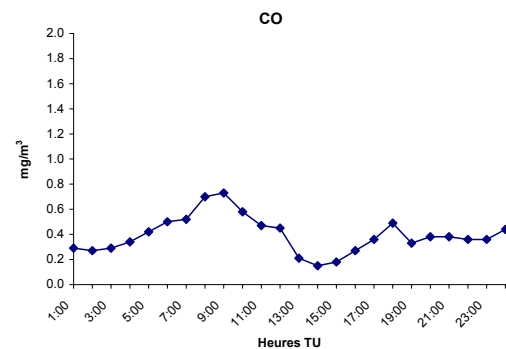
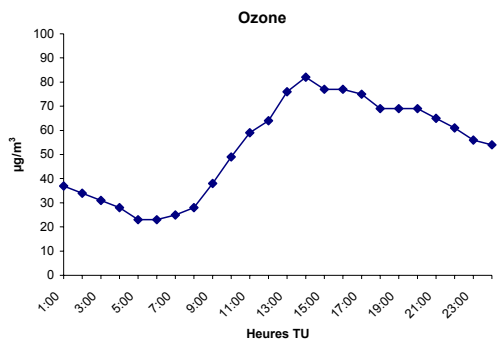
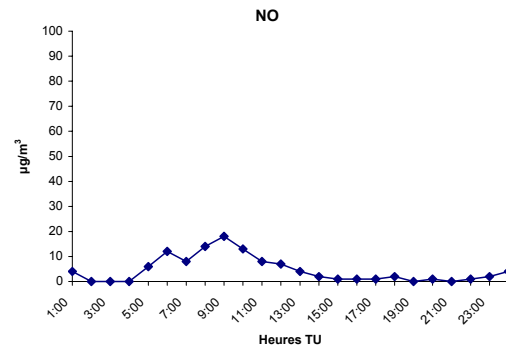
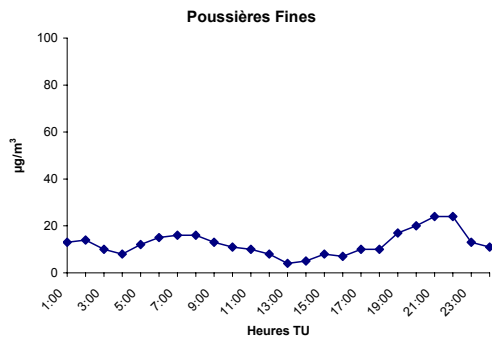
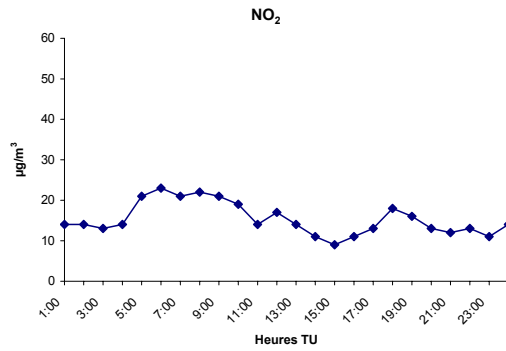
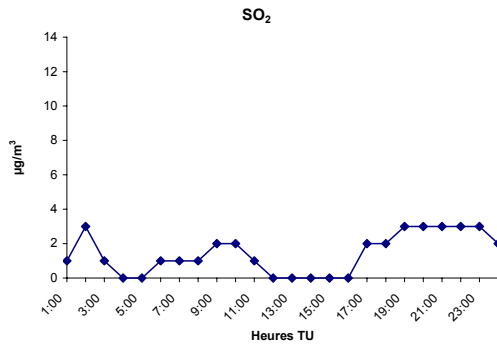


Mesure de la qualité de l'air à Langres et journée « En ville sans ma voiture »

Samedi 28 septembre

$\mu\text{g}/\text{m}^3$	O ₃	SO ₂	NO ₂	NO	CO*	PS
1:00	37	1	14	4	0.29	13
2:00	34	3	14	0	0.27	14
3:00	31	1	13	0	0.29	10
4:00	28	0	14	0	0.34	8
5:00	23	0	21	6	0.42	12
6:00	23	1	23	12	0.5	15
7:00	25	1	21	8	0.52	16
8:00	28	1	22	14	0.7	16
9:00	38	2	21	18	0.73	13
10:00	49	2	19	13	0.58	11
11:00	59	1	14	8	0.47	10
12:00	64	0	17	7	0.45	8
13:00	76	0	14	4	0.21	4
14:00	82	0	11	2	0.15	5
15:00	77	0	9	1	0.18	8
16:00	77	0	11	1	0.27	7
17:00	75	2	13	1	0.36	10
18:00	69	2	18	2	0.49	10
19:00	69	3	16	0	0.33	17
20:00	69	3	13	1	0.38	20
21:00	65	3	12	0	0.38	24
22:00	61	3	13	1	0.36	24
23:00	56	3	11	2	0.36	13
24:00	54	2	14	4	0.44	11

*CO en mg/m³

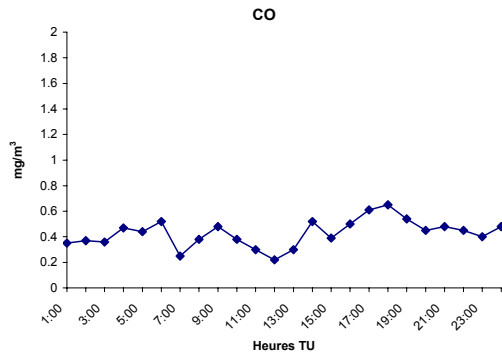
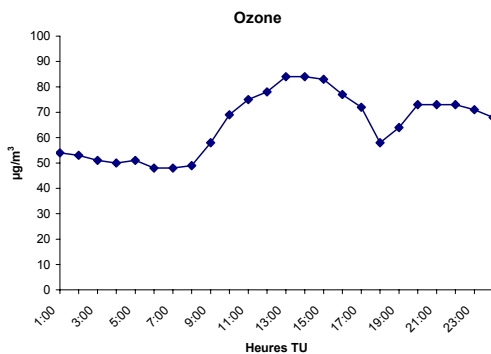
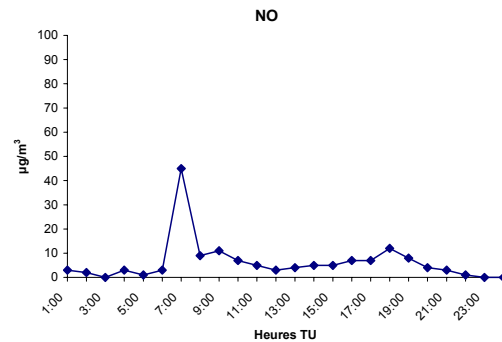
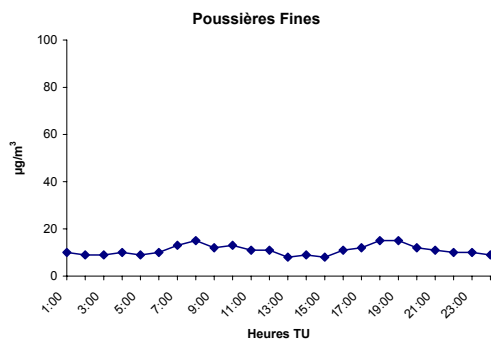
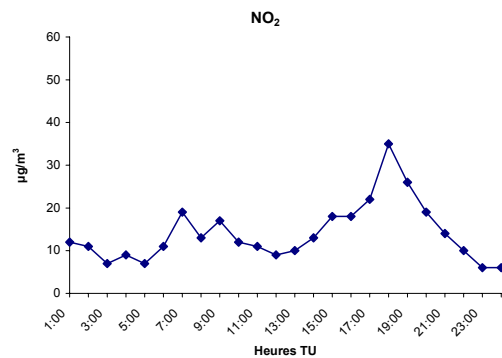
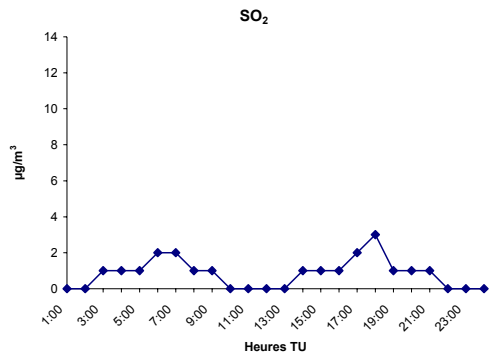


Mesure de la qualité de l'air à Langres et journée « En ville sans ma voiture »

Dimanche 29 septembre

$\mu\text{g}/\text{m}^3$	O ₃	SO ₂	NO ₂	NO	CO*	PS
1:00	54	0	12	3	0.35	10
2:00	53	0	11	2	0.37	9
3:00	51	1	7	0	0.36	9
4:00	50	1	9	3	0.47	10
5:00	51	1	7	1	0.44	9
6:00	48	2	11	3	0.52	10
7:00	48	2	19	45	0.25	13
8:00	49	1	13	9	0.38	15
9:00	58	1	17	11	0.48	12
10:00	69	0	12	7	0.38	13
11:00	75	0	11	5	0.3	11
12:00	78	0	9	3	0.22	11
13:00	84	0	10	4	0.3	8
14:00	84	1	13	5	0.52	9
15:00	83	1	18	5	0.39	8
16:00	77	1	18	7	0.5	11
17:00	72	2	22	7	0.61	12
18:00	58	3	35	12	0.65	15
19:00	64	1	26	8	0.54	15
20:00	73	1	19	4	0.45	12
21:00	73	1	14	3	0.48	11
22:00	73	0	10	1	0.45	10
23:00	71	0	6	0	0.4	10
24:00	68	0	6	0	0.48	9

*CO en mg/m³

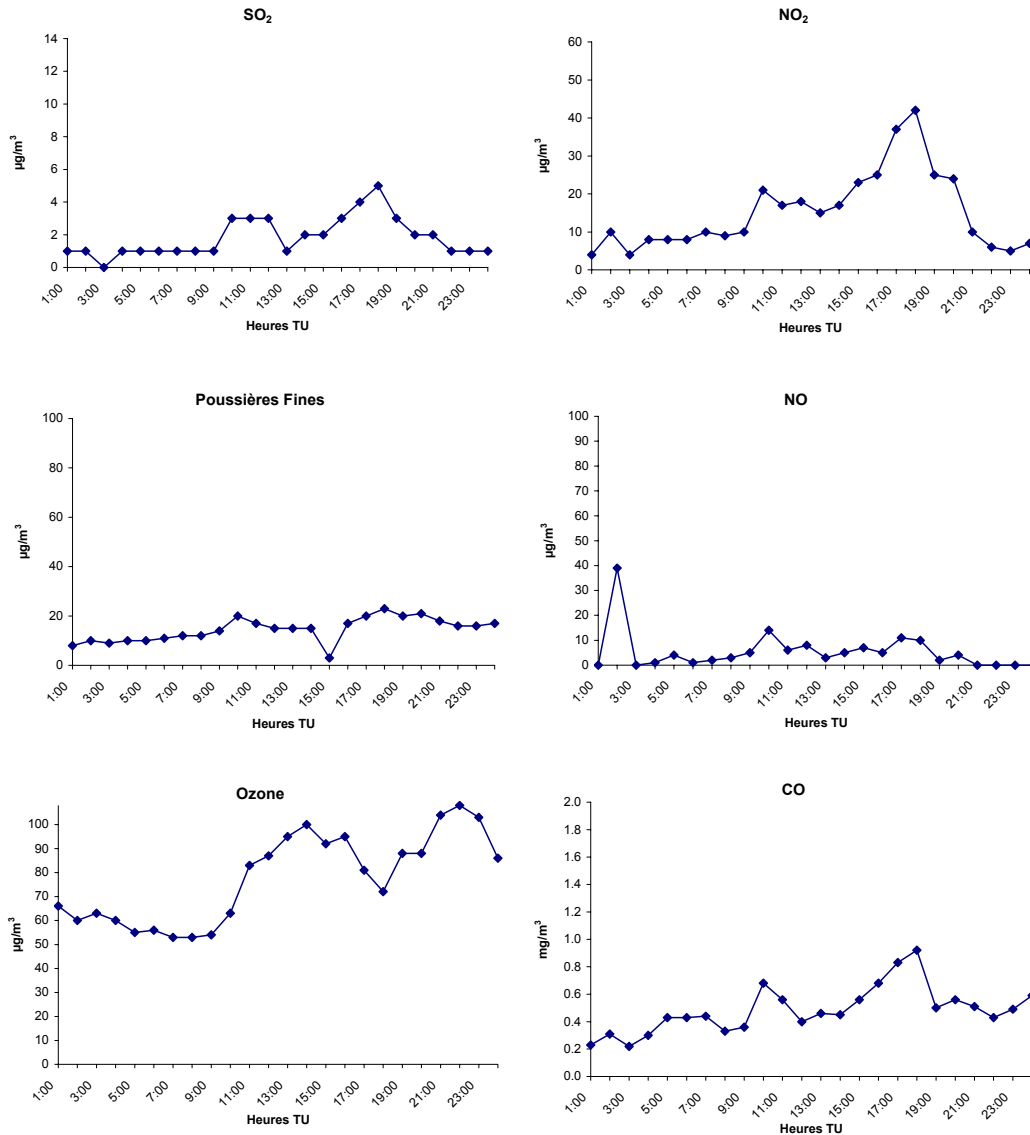


Mesure de la qualité de l'air à Langres et journée « En ville sans ma voiture »

Lundi 30 septembre

$\mu\text{g}/\text{m}^3$	O ₃	SO ₂	NO ₂	NO	CO*	PS
1:00	66	1	4	0	0.23	8
2:00	60	1	10	39	0.31	10
3:00	63	0	4	0	0.22	9
4:00	60	1	8	1	0.3	10
5:00	55	1	8	4	0.43	10
6:00	56	1	8	1	0.43	11
7:00	53	1	10	2	0.44	12
8:00	53	1	9	3	0.33	12
9:00	54	1	10	5	0.36	14
10:00	63	3	21	14	0.68	20
11:00	83	3	17	6	0.56	17
12:00	87	3	18	8	0.4	15
13:00	95	1	15	3	0.46	15
14:00	100	2	17	5	0.45	15
15:00	92	2	23	7	0.56	3
16:00	95	3	25	5	0.68	17
17:00	81	4	37	11	0.83	20
18:00	72	5	42	10	0.92	23
19:00	88	3	25	2	0.5	20
20:00	88	2	24	4	0.56	21
21:00	104	2	10	0	0.51	18
22:00	108	1	6	0	0.43	16
23:00	103	1	5	0	0.49	16
24:00	86	1	7	0	0.59	17

*CO en mg/m³

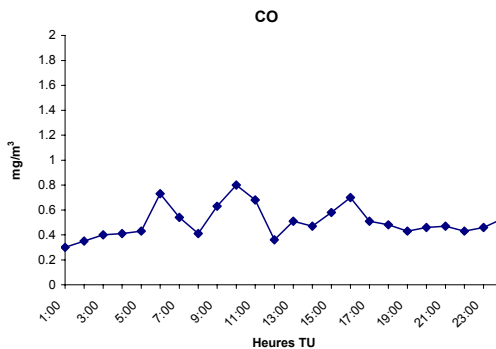
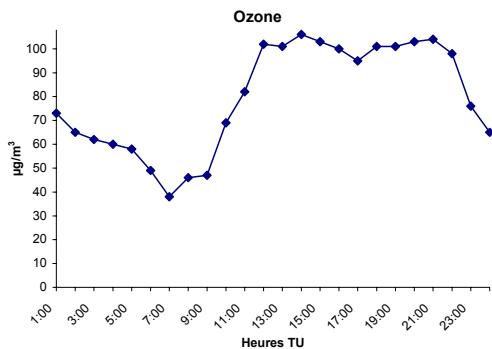
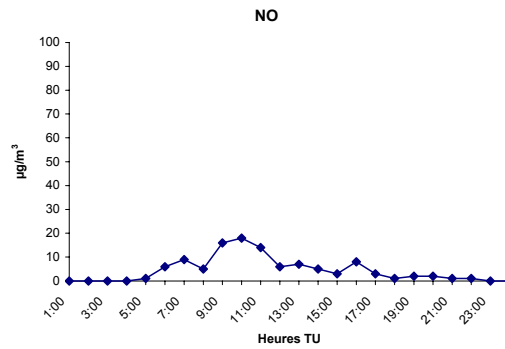
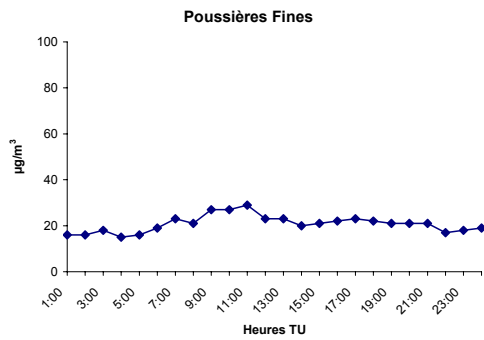
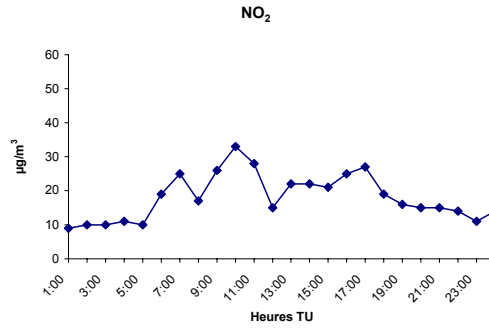
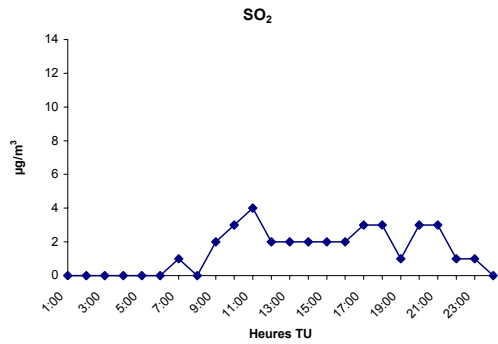


Mesure de la qualité de l'air à Langres et journée « En ville sans ma voiture »

Mardi 01 octobre

$\mu\text{g}/\text{m}^3$	O ₃	SO ₂	NO ₂	NO	CO*	PS
1:00	73	0	9	0	0.3	16
2:00	65	0	10	0	0.35	16
3:00	62	0	10	0	0.4	18
4:00	60	0	11	0	0.41	15
5:00	58	0	10	1	0.43	16
6:00	49	0	19	6	0.73	19
7:00	38	1	25	9	0.54	23
8:00	46	0	17	5	0.41	21
9:00	47	2	26	16	0.63	27
10:00	69	3	33	18	0.8	27
11:00	82	4	28	14	0.68	29
12:00	102	2	15	6	0.36	23
13:00	101	2	22	7	0.51	23
14:00	106	2	22	5	0.47	20
15:00	103	2	21	3	0.58	21
16:00	100	2	25	8	0.7	22
17:00	95	3	27	3	0.51	23
18:00	101	3	19	1	0.48	22
19:00	101	1	16	2	0.43	21
20:00	103	3	15	2	0.46	21
21:00	104	3	15	1	0.47	21
22:00	98	1	14	1	0.43	17
23:00	76	1	11	0	0.46	18
24:00	65	0	14	0	0.53	19

*CO en mg/m³

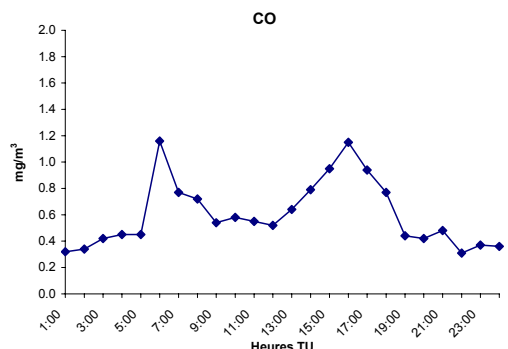
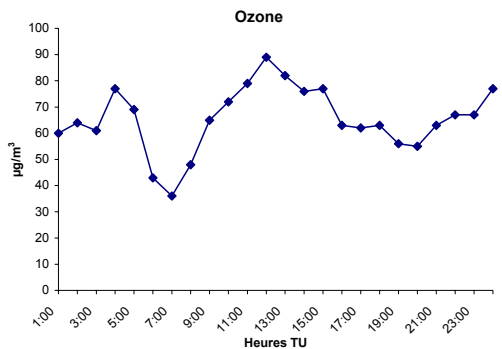
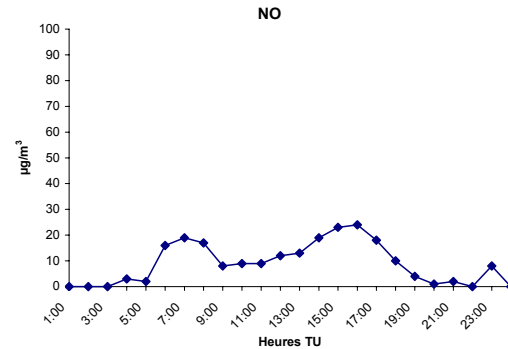
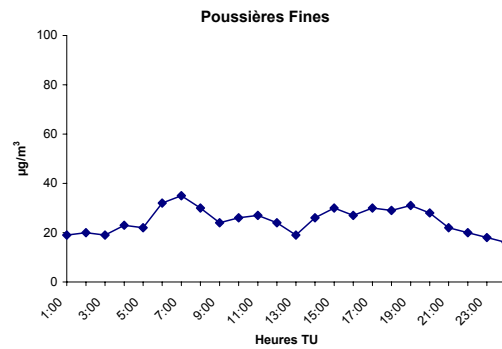
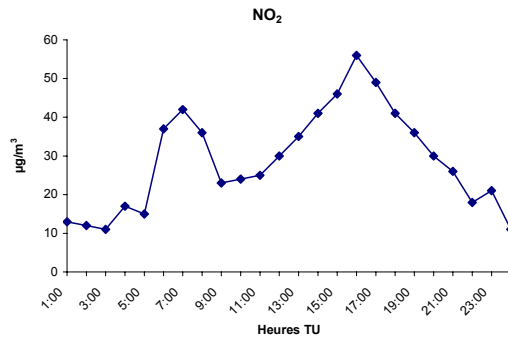
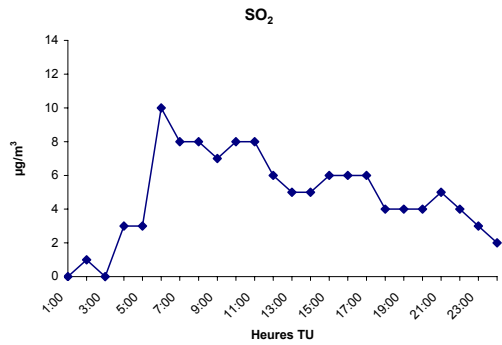


Mesure de la qualité de l'air à Langres et journée « En ville sans ma voiture »

Mercredi 02 octobre

$\mu\text{g}/\text{m}^3$	O ₃	SO ₂	NO ₂	NO	CO*	PS
1:00	60	0	13	0	0.32	19
2:00	64	1	12	0	0.34	20
3:00	61	0	11	0	0.42	19
4:00	77	3	17	3	0.45	23
5:00	69	3	15	2	0.45	22
6:00	43	10	37	16	1.16	32
7:00	36	8	42	19	0.77	35
8:00	48	8	36	17	0.72	30
9:00	65	7	23	8	0.54	24
10:00	72	8	24	9	0.58	26
11:00	79	8	25	9	0.55	27
12:00	89	6	30	12	0.52	24
13:00	82	5	35	13	0.64	19
14:00	76	5	41	19	0.79	26
15:00	77	6	46	23	0.95	30
16:00	63	6	56	24	1.15	27
17:00	62	6	49	18	0.94	30
18:00	63	4	41	10	0.77	29
19:00	56	4	36	4	0.44	31
20:00	55	4	30	1	0.42	28
21:00	63	5	26	2	0.48	22
22:00	67	4	18	0	0.31	20
23:00	67	3	21	8	0.37	18
24:00	77	2	11	0	0.36	16

*CO en mg/m³

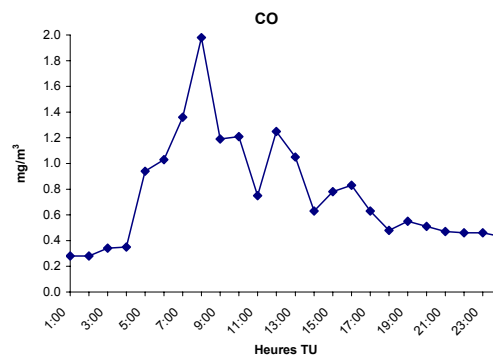
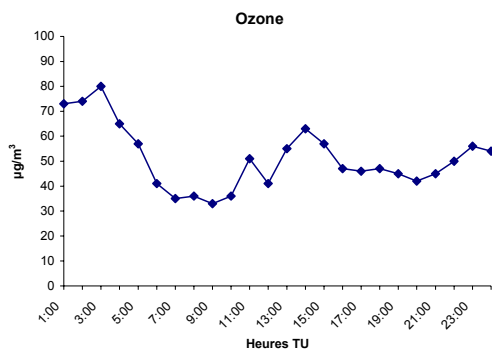
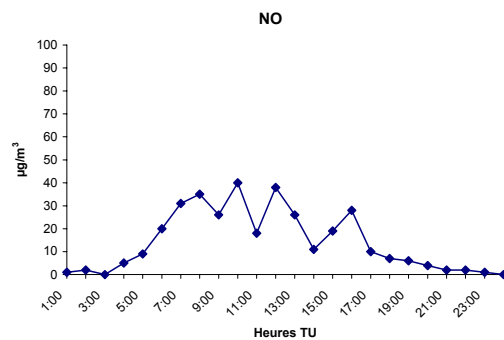
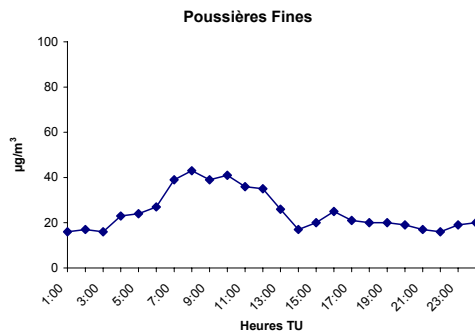
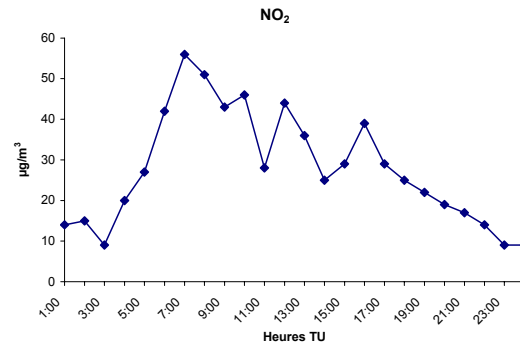
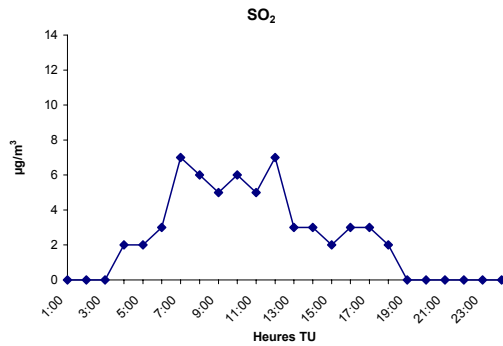


Mesure de la qualité de l'air à Langres et journée « En ville sans ma voiture »

Jeudi 03 octobre

$\mu\text{g}/\text{m}^3$	O ₃	SO ₂	NO ₂	NO	CO*	PS
1:00	73	0	14	1	0.28	16
2:00	74	0	15	2	0.28	17
3:00	80	0	9	0	0.34	16
4:00	65	2	20	5	0.35	23
5:00	57	2	27	9	0.94	24
6:00	41	3	42	20	1.03	27
7:00	35	7	56	31	1.36	39
8:00	36	6	51	35	1.98	43
9:00	33	5	43	26	1.19	39
10:00	36	6	46	40	1.21	41
11:00	51	5	28	18	0.75	36
12:00	41	7	44	38	1.25	35
13:00	55	3	36	26	1.05	26
14:00	63	3	25	11	0.63	17
15:00	57	2	29	19	0.78	20
16:00	47	3	39	28	0.83	25
17:00	46	3	29	10	0.63	21
18:00	47	2	25	7	0.48	20
19:00	45	0	22	6	0.55	20
20:00	42	0	19	4	0.51	19
21:00	45	0	17	2	0.47	17
22:00	50	0	14	2	0.46	16
23:00	56	0	9	1	0.46	19
24:00	54	0	9	0	0.43	20

*CO en mg/m³

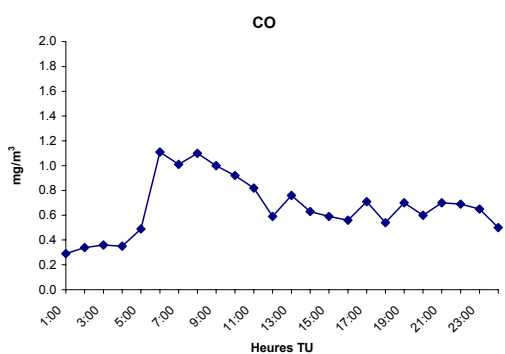
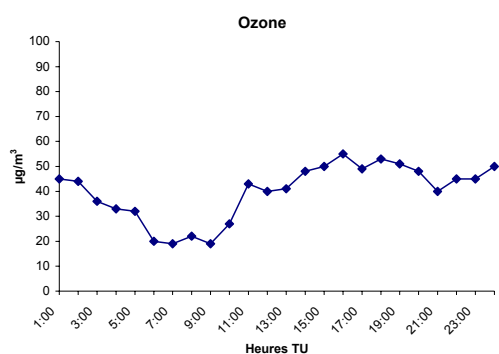
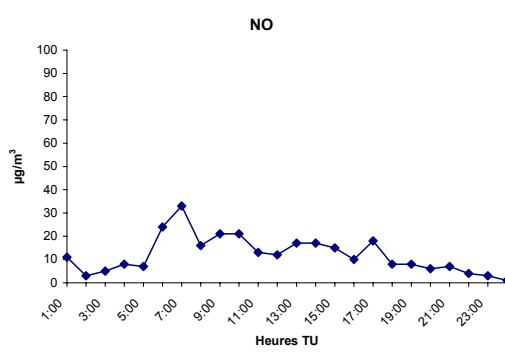
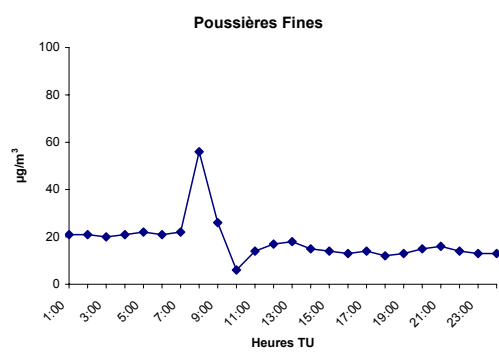
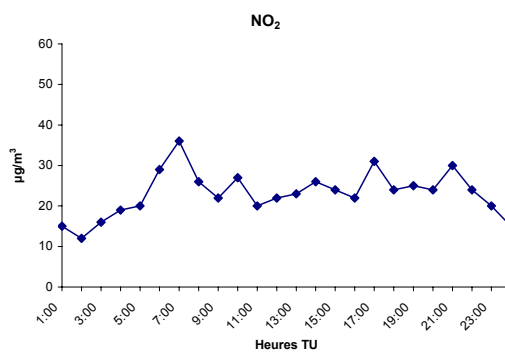
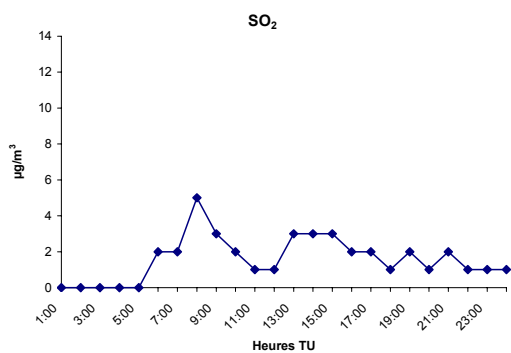


Mesure de la qualité de l'air à Langres et journée « En ville sans ma voiture »

Vendredi 04 octobre

$\mu\text{g}/\text{m}^3$	O ₃	SO ₂	NO ₂	NO	CO*	PS
1:00	45	0	15	11	0.29	21
2:00	44	0	12	3	0.34	21
3:00	36	0	16	5	0.36	20
4:00	33	0	19	8	0.35	21
5:00	32	0	20	7	0.49	22
6:00	20	2	29	24	1.11	21
7:00	19	2	36	33	1.01	22
8:00	22	5	26	16	1.1	56
9:00	19	3	22	21	1	26
10:00	27	2	27	21	0.92	6
11:00	43	1	20	13	0.82	14
12:00	40	1	22	12	0.59	17
13:00	41	3	23	17	0.76	18
14:00	48	3	26	17	0.63	15
15:00	50	3	24	15	0.59	14
16:00	55	2	22	10	0.56	13
17:00	49	2	31	18	0.71	14
18:00	53	1	24	8	0.54	12
19:00	51	2	25	8	0.7	13
20:00	48	1	24	6	0.6	15
21:00	40	2	30	7	0.7	16
22:00	45	1	24	4	0.69	14
23:00	45	1	20	3	0.65	13
24:00	50	1	15	1	0.5	13

*CO en mg/m³

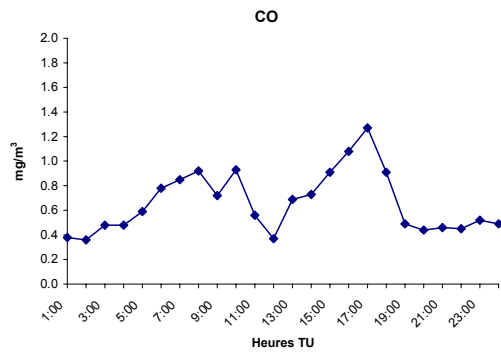
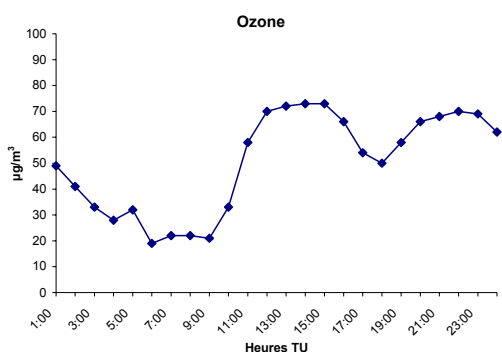
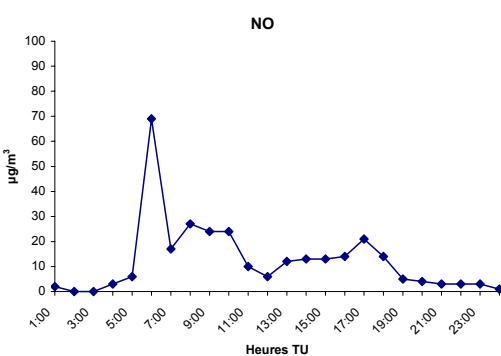
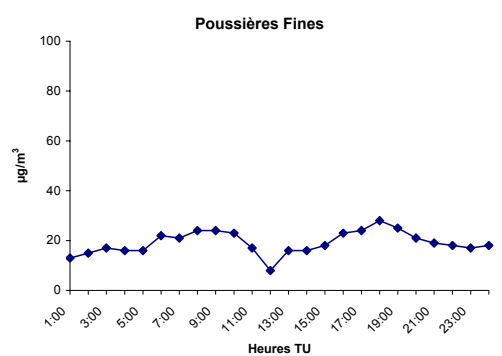
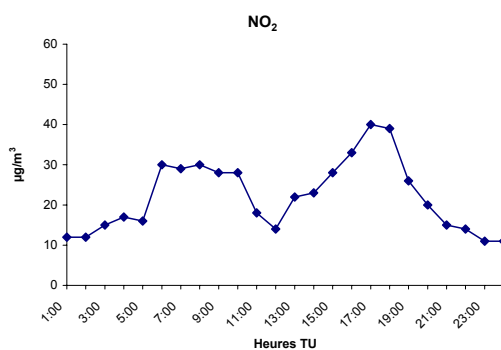
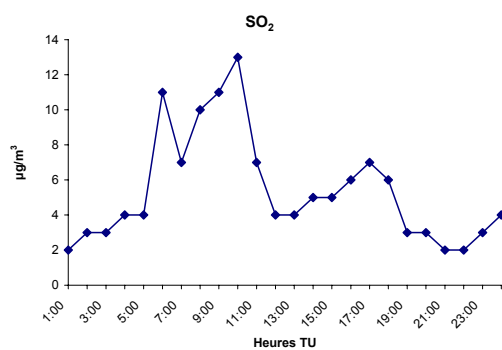


Mesure de la qualité de l'air à Langres et journée « En ville sans ma voiture »

Samedi 05 octobre

$\mu\text{g}/\text{m}^3$	O ₃	SO ₂	NO ₂	NO	CO*	PS
1:00	49	2	12	2	0.38	13
2:00	41	3	12	0	0.36	15
3:00	33	3	15	0	0.48	17
4:00	28	4	17	3	0.48	16
5:00	32	4	16	6	0.59	16
6:00	19	11	30	69	0.78	22
7:00	22	7	29	17	0.85	21
8:00	22	10	30	27	0.92	24
9:00	21	11	28	24	0.72	24
10:00	33	13	28	24	0.93	23
11:00	58	7	18	10	0.56	17
12:00	70	4	14	6	0.37	8
13:00	72	4	22	12	0.69	16
14:00	73	5	23	13	0.73	16
15:00	73	5	28	13	0.91	18
16:00	66	6	33	14	1.08	23
17:00	54	7	40	21	1.27	24
18:00	50	6	39	14	0.91	28
19:00	58	3	26	5	0.49	25
20:00	66	3	20	4	0.44	21
21:00	68	2	15	3	0.46	19
22:00	70	2	14	3	0.45	18
23:00	69	3	11	3	0.52	17
24:00	62	4	11	1	0.49	18

*CO en mg/m³

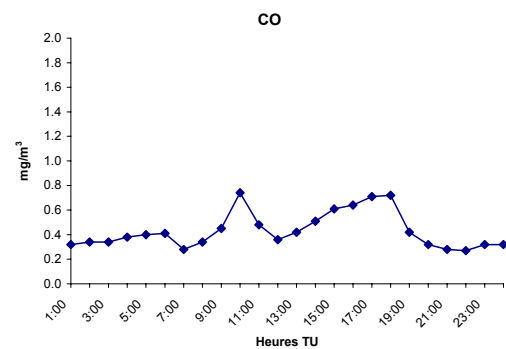
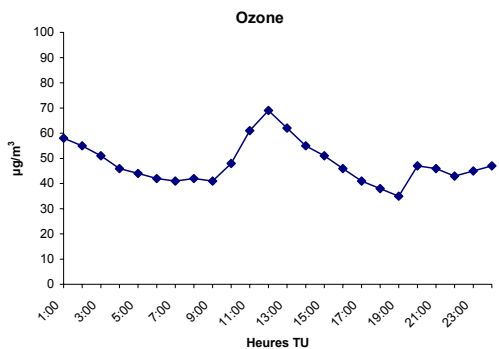
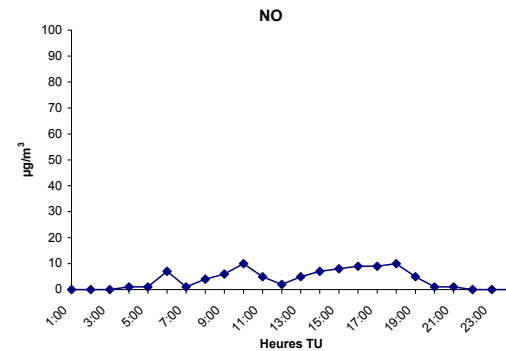
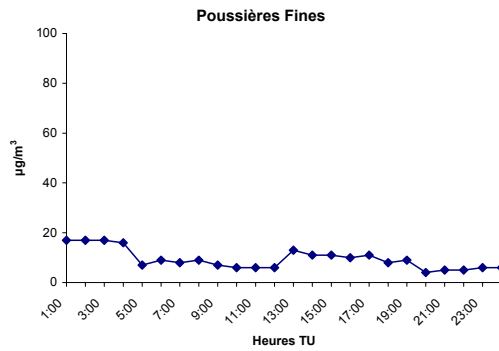
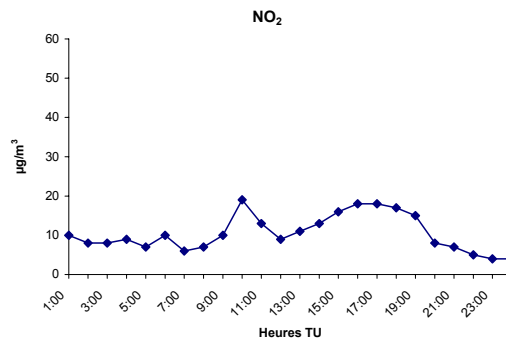
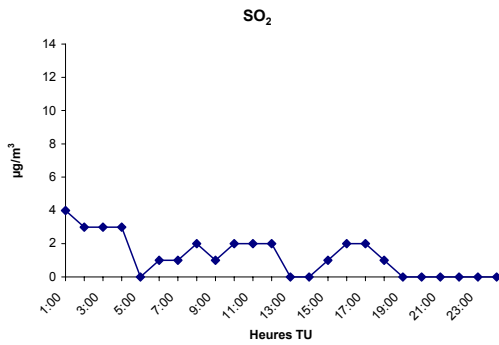


Mesure de la qualité de l'air à Langres et journée « En ville sans ma voiture »

Dimanche 06 octobre

$\mu\text{g}/\text{m}^3$	O ₃	SO ₂	NO ₂	NO	CO*	PS
1:00	58	4	10	0	0.32	17
2:00	55	3	8	0	0.34	17
3:00	51	3	8	0	0.34	17
4:00	46	3	9	1	0.38	16
5:00	44	0	7	1	0.4	7
6:00	42	1	10	7	0.41	9
7:00	41	1	6	1	0.28	8
8:00	42	2	7	4	0.34	9
9:00	41	1	10	6	0.45	7
10:00	48	2	19	10	0.74	6
11:00	61	2	13	5	0.48	6
12:00	69	2	9	2	0.36	6
13:00	62	0	11	5	0.42	13
14:00	55	0	13	7	0.51	11
15:00	51	1	16	8	0.61	11
16:00	46	2	18	9	0.64	10
17:00	41	2	18	9	0.71	11
18:00	38	1	17	10	0.72	8
19:00	35	0	15	5	0.42	9
20:00	47	0	8	1	0.32	4
21:00	46	0	7	1	0.28	5
22:00	43	0	5	0	0.27	5
23:00	45	0	4	0	0.32	6
24:00	47	0	4	0	0.32	6

*CO en mg/m³



Mesure de la qualité de l'air à Langres et journée « En ville sans ma voiture »